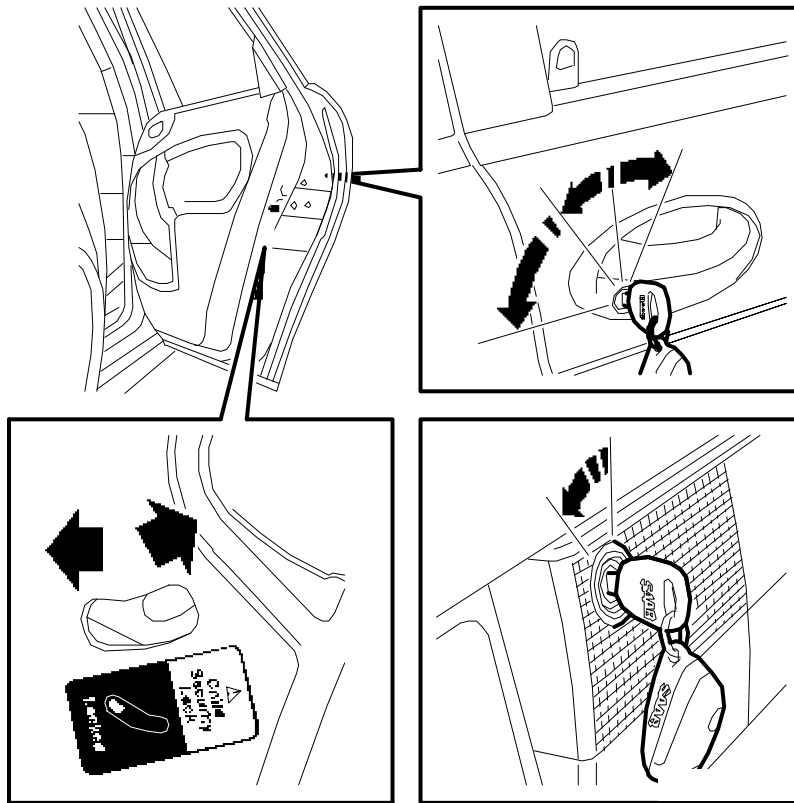
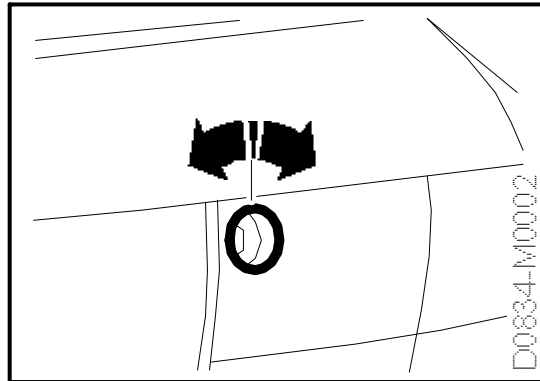
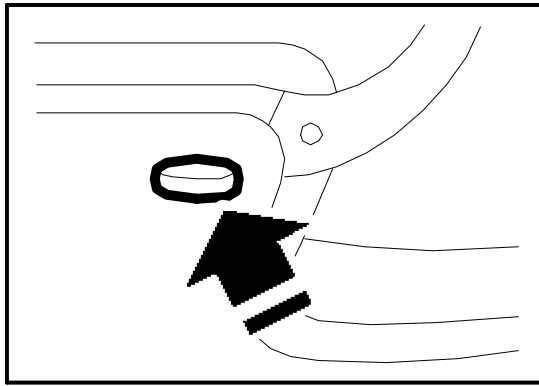


Doors, bonnet, boot lid, etc. and restrainers

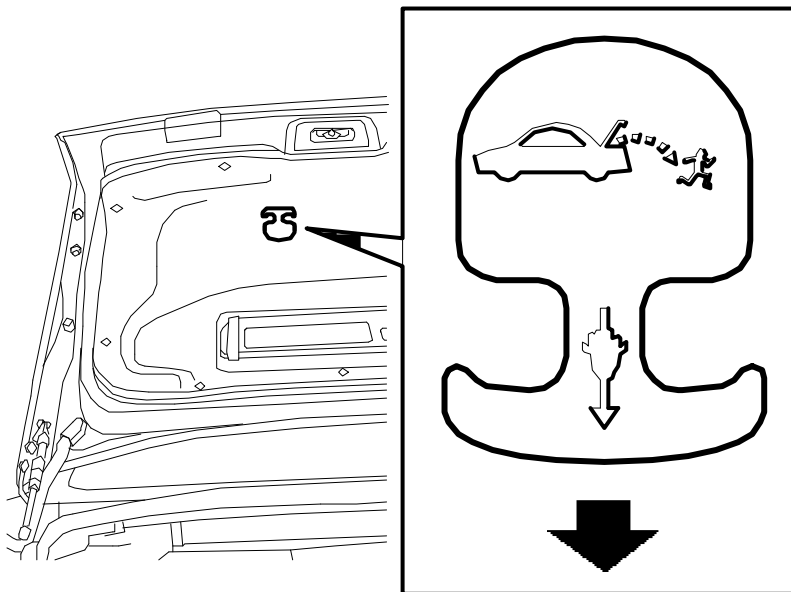


1. Perform a functionality check of all door locks, the child safety catches on the rear doors, the boot lid and fuel filler flap.
2. Also check the functionality of the bonnet lock and its safety catch.
3. The central locking system is controlled from both front doors.
4. Check the anti-theft locking function (deadlock). Close all the doors and lock the driver's door by turning the key to a horizontal position. Remove the key in this position. Check that the doors cannot be opened using the lock buttons on the inside of the doors.
- 5.

Open the boot lid using the key from outside and the switch on the driver's door.




6. **US/CA:** Perform a functionality check of the emergency release in the boot lid door.



E831D160

Lubrication



Lubricate with Gleitmo 805 (30 06 442):

1. Bonnet lock spring, bonnet locking pin and spring.
2. Safety latch bearing and spring.

Lubricate with Gleitmo 880 (30 06 582):

3. Door check arms on all doors and for the rear doors, including bearing points at the B pillars.
4. Boot lid hinge bearings